



REDWOOD

Newsletter of the Redcliffe and District Woodcraft Society Inc.

Editor: Kerry Cameron kandjcameron@gmail.com

Issue No.

289

April 19, 2024

Redcliffe and District Woodcraft Society Inc.

Clubhouse:

Woodcraft Centre
463 Oxley Ave
Redcliffe QLD 4020

Club Email: redcliffewoodcraft@gmail.com

Management Committee

President: Ernie Hobson
0400 621 513
erniehobson@outlook.com

Vice President: Graham McDougall
0402 843 197
graham_mcd@live.com.au

Secretary: Ian Ross
0418 378 305
ian.ross200@gmail.com

Treasurer: Richard Scriven
0418 765 643
richscriven@gmail.com

Committee Members

Neil Evans	0438 099 587
Maureen Kowalski	0409 348 533
Andy McIntyre	0429 317 670
Shona McKay	0408 015 076
Val Millway	0490 501 836
Paul Norton	0427 597 695
Barry Stevens	0408 509 278

PRESIDENT'S REPORT

Welcome to my April report, I trust this finds you well and full of Autumn life.

April has been a busy and successful time for our club. With the help from several willing members our Autumn cleanup has been a big success with all areas both inside our workshops and the outside yards undergoing some major cleanups. Some benches and equipment have been relocated to better suit our current needs. Unwanted material and items have sent for recycling or dumped.

As some of our existing storage cupboards are passed their use-by dates, we propose to obtain some new lockable steel storage cupboards designated for specific areas to assist with better storage and location. The purchasing of the new cupboards will be delayed a little as we hope to purchase them from grants that we have applied for.

Darryl Stevenson and his team have been busy with the new dust extraction shed for the top workshop and the upgraded extraction lathe ducting in the back workshop. Thanks to these volunteers the improvements are looking good and will be a great asset when completed.

Some much needed portable equipment has now been purchased from the recent Community Grant and has been put to good use in various area of our club. Our Grants officer Shona and I recently had a visit from The State Member for Redcliffe Yvette D'Ath who was very interested in our club, what we do and our contribution to the community. We look for support from our local MPs for support when applying for grants.
(Continued P2)

Presidents Report (continued)

At the beginning of the month, I asked members who had lathe skills if they could make some Spinning Tops before our scheduled Top Turning Day to boost Graham's target of 500+. Thanks to an outstanding response we received over 200 before the scheduled day. The TTD day was very busy with all the lathes in use and other members busy decorating with the aid of bench drills and pens. The 500+ target was easily surpassed with a final number of 550. Thanks to all who helped in any way and for those who brought in our equipment to assist on the day.

By now you should have received your membership renewal notice together with an explanation note about the required new arrangements. Please assist your club by filling out the renewal form and making payment online or in person by the due date 31st May. **Please Note.** Payment without the renewal form cannot be processed and receipts will be available after processing.

Ernie Hobson
President

Posted on the Redcliffe Society Members Facebook page

Sharon Buchan -Hepburn

I would like to say thank you to the wonderful people at Redcliffe Woodcraft for being so welcoming to my husband Rob Hepburn when he joined up a few months ago.

Tragically he died last week. He was looking forward to working on all the machines and enjoying the wonderful community of people who love working with wood. I feel so sad that never got to happen

Anyway best wishes to you all and thanks again for being such a great bunch of people.

Redcliffe Show Members Sales

Members who are wishing to sell their woodcraft at the SHOW please advise Marilyn Kunde of the space that they would like for the three days of sales.

Sales items will be accepted at the Showground between 12 and 2 pm on Thursday 27th June.

Items not sold and also *COMPETITION* items are to be picked up after 4pm on Sunday 30th June.

NOTE: There will be no vehicle entry to the Showground prior to 4.30pm on the Sunday.



HAPPY BIRTHDAYS



John Picard 80 on 10th April 2024



Douglas Clark 77 on 8th April 2024

2024 TOP TURNING DAY

A great day of turning and fellowship creating spinning tops for the Redcliffe Show with all proceeds going to *RACQ LifeFlight*



418 finished, 109 to be decorated with another 85 coming from home workshops





Maureen Kowaiski was excited with the results she achieved during a workshop conducted by Barry Spillman making small boxes this was a needle box with a vacuum joining lid. Barry was also very impressed with the results achieved.

Below is a photo of Barry's vacated workbench as photos were being taken



Member Profile

Neil Evans



I was born in Maleny, Qld in May 1952, and grew up on the family dairy farm on Mountain View Road. I attended the Maleny State School, which at the time was the only 'High Top' school in Queensland which continued to Year 12.

I am the youngest of four and the son of a prominent family in the district, with a big involvement in the community. I left school after Year 11 and started a Technical Traineeship with the then Postmaster General's Department. I worked on Radio System Maintenance, Radio System Design, Network Performance Monitoring, and Project Management. I retired from Telstra in 2013 after 44 years with the various iterations of the company.

After retirement my wife Carolyn and I spent some time travelling in USA, Canada and Europe, and caravanning travel in Australia. I always had an interest in woodworking going back to high school days and over the years embarked on several furniture projects as household needs arose. I spent some time honing skills with Gavin Smith in Elimbah, which revitalised my interest, and I gathered a fair range of equipment at home.

I joined RDWS in 2015 to improve and broaden my skills. My main disciplines of interest have been box making and small furniture making. I joined the Management Committee in 2019, and took on the President's role in 2021, serving for 2 years. It was a busy but rewarding period, but it impacts on time spent actually working with wood. However, I am endeavouring to do more in the areas of Turning, Scroll Sawing and Pyrography in the coming years.

A selection of some of Neil's woodcraft skills



Our Club recently purchased the following new equipment that will enhance members woodcraft making.

New equipment for the Club we have a **Gem Red Digital Protractor Angle Bevel** Stainless Steel, the Protractor Combination is for measuring the inside and outside of angles. Accuracy is plus or minus .3 degree, the length of the blades are 220mm long it is designed for high quality woodworking projects, it has laser etched measurements on steel blade.



Zero at Any Point

Another piece of equipment that will be most useful for the SawStop Panel Saw, it is an Inkra Miter V27 Miter Guage that slides in the accessory groove on the SawStop table. The Miter Guage featuring 27 Angle Stops with precise Incremental Stops.



It delivers extreme Miter Cutting Accuracy; it has zero side adjustment side play.

We have another new piece of equipment, a Janeyhim Nail Detector with high sensitivity and very High ACCURACY, the Powerful Metal Detector is designed to detect metal objects in wood. It has a rechargeable battery, it has a one handed operation, if you need to be shown how to use it ask Cpt Woody.



Autens Digital Moisture Meter it will test your Timber Hygrometer, Humidity Wood Tester, will test for Moisture in Timber and Walls. It is both Pin and Pinless



Thanks to Val Millway for this detailed information on our new equipment.

What Tree is That?

Cupressus macrocarpa. Monterey cypress,

Macrocarpa is a medium-sized coniferous evergreen tree, which often becomes irregular and flat-topped as a result of the strong winds that are typical of its native area. It grows to heights of up to 40 meters in perfect growing conditions, and its trunk diameter can reach 2.5 meters. The foliage grows in dense sprays which are bright green in colour and release a deep lemony aroma when crushed. The leaves are scale-like, 2–5 mm long, and produced on rounded (not flattened) shoots; seedlings up to a year old have needle-like leaves 4–8 mm long.

In Australia and New Zealand, Macrocarpa Monterey cypress is most frequently grown as a windbreak tree on farms, usually in rows or shelter belts. It is also planted in New Zealand as an ornamental tree and as a timber tree.

In New Zealand macrocarpa has a range of uses including ceiling sarking, exposed beams, flooring, wall panelling, framing, furniture, solid wood bench tops, architraves and skirtings, it also turns well and the grain can be impressive.

Next time if travelling down the south coast of NSW and you see a farm that is clearing a wind break it might be worthwhile stopping to see if you can collect a selected piece.



A typical macrocarpa tree



Farm hedged wind breaks in macrocarpa or Monterey cypress




A few examples of bowls turned from macrocarpa

Travelling how about capturing places of interest particularly featuring woodcraft and forwarding to the Redwood editor kandjcameron@gmail.com for inclusion in a Redwood edition for members to enjoy.

To start off Shona McKay has posted a place of interest a rip that she is currently planning to Tasmania next year, This features the **Sculptured Gallery at Clarence Point, Tamar Valley Tasmania..**



BOOK REVIEWS



Quote: **David Springett** was a leading wood turner with a difference! A professional turner since 1980, David created all his work on an ordinary lathe - his self-imposed constraint. With the love of a challenge driving him forward, David frequently searched for inspiration outside the discipline of woodturning and devised revolutionary ways of turning cubes, tetrahedrons, dodecahedrons, twisted polygons & more. His passion for geometrical shapes and creating objects turned within spheres or elliptical forms, lead to the publication of 5 books on woodturning which now grace the bookshelves of woodturners around the world. David also specialised in turning highly decorated bobbins and developed a variety of techniques making him one of the country's leading bobbin makers. David sadly passed away in April 2022.

ADVENTURES IN WOODTURNING is an excellent publication on woodturning for all enthusiasts to review and learn varying techniques in developing skills and knowledge.

The content of the book is in three parts.

Part 1; TOOLS, MATERIALS AND TECHNIQUES

Part 2; PROJECTS

Part 3; ELLIPTICAL TURNING

The book was first published back in 1994 and all images are black and white except for four pages of colour plates, all with very clear detail. Jigs are well represented and is a major attraction for any reader whether new or experienced.

I found the book fascinating particularly the section that fully explained the making of a complete *CHESS* set plus other fascinating turning techniques.


The book is available from our Club Library other books by **David Springett** are also available from the Redcliffe Library.

Several of David's videos are available via YouTube.

.....



David Springett



Kerry Cameron

Show and Tell



John Rogers had two of his dinosaur eggs with emerging babies on display. It was a reminder for all as to what can be achieved with a bit of imagination. Thank you John.



Ken Rays gave a promotional talk on the virtues of attending Turnsfest, highlighting some of the international turners that demonstrated this year and mentioned some of the line-up planned for 2024. On display was the detailed demonstrator profiles and an urn that ken has turned similar to ones that Phil Irons turns out.



Kerry Cameron talked about the use of Gesso as a sealer paste and the Texture Paste and showed examples using both mediums.

Gesso Texture paste textured and coloured



Blue gum nuts adhered to a turning with paste

Tips and Tricks


Air blast helps remove gloves

I frequently use 5-mil nitrile gloves when applying sealer or finish to my turnings. Much of the time,



the gloves are still clean and could be reused, if not for the problem of removing them from sweaty hands without tearing them or turning them inside out. A simple blast from my shop air compressor makes it easy to remove and reuse the gloves, saving money and reducing waste.

—Joe Centorino,
Massachusetts,



An alternative to expensive texturing tools I have repurposed an old flexible shaft from that had passed its use-by by cutting the worn length of shaft from the handpiece inserted a round and or straight burr and textured end grain as the piece turned in the lathe. Don't wish to cut off the cable, just remove the insert drive and use it unattached to your rotary tool

Kerry Cameron

SPONSOR HONOUR LIST

Please give your support to these businesses because they support our Club



Aussie Escape Caravan Repair & Service Specialists 40 South Pine Road, Brendale 4500	07 3205 7738	http://www.aussieescapecaravans.com.au/
Abrasiflex Unit 1 22/24 French Avenue Brendale Qld 4500	07 32937001	www.abrasiflex.co..au
Combined Saw and Knife 105-107 Kabi Circuit, Deception Bay 4508	07 3204 0977	https://combinedsaw.com.au/contactus
Eales Concreting	0407 372 324	
Ernie's Electrical Service 13 Hughendon Crt, Deception Bay 4508	07 3204 9866 0419 388 945	https://ernieelectricalservice.business.site/
Lindsay Meyers 11 Grice St, Clontarf 4019	07 3284 5281	http://www.lindsaymeyers.com.au/
Moreton Bay Regional Council PO Box 159, Caboolture 4510	07 3205 0555	https://www.moretonbay.qld.gov.au/contact/
Utopia Woodcraft , Marilyn Kunde 31 Beech Drv, Cashmere	0403216317	email: zakk@tpg.com.au
Red Poppy Art Collective 95 Redcliffe Pde. Redcliffe 4020	0455963554	www.redpoppyart.com.au
Signs & Designs 3/16 Paisley Dr, Lawnton 4501	07 3205 4544	http://www.signsanddesigns.com.au/
Stevie Redback Pest & Termite Control Unit 4 66-67 Snook St Clontarf 4019	1300 665 665	https://stevieredback.com/
Sunstate Timbers 72 Lipscombe Rd, Deception Bay 4508	07 3204 253	http://www.sunstatetimbers.com.au/
Traditional Funerals 17 Anzac Ave, Redcliffe 4020	07 3284 7333	https://www.traditionalfunerals.com.au/
Vicmarc Machinery Pty Ltd 52 Grice St, Clontarf, 4019	07 3284 3103	https://vicmarc.com/
Woodland Shopfitting Pty Ltd 13 Bult Street, Brendale, 4500	07 3205 4188	https://woodlandshopfitting.com.au

The Redcliffe and District Woodcraft Society Inc. - General Information

The aim of our society is to promote, encourage and practice the art of woodcraft and similar arts. Workshops in woodturning, woodcarving, scroll sawing, pyrography, box making, musical instrument making, toy making, general woodworking, and timber preparation are held in the Woodcraft Centre at 463 Oxley Avenue, Redcliffe. The Society is administered by a Management Committee of eleven members who report to the general membership.

Members meet on Tuesdays for general workshop activities and our weekly "show and Tell" at morning tea where members can show and discuss their creations and be inspired by the work of others. Our Club is also open to members on Monday, Wednesday, and Thursday mornings.

The Society has a large range of tools and machinery for members to use and offers regular tuition in different aspects of woodcraft. Our club also conducts a comprehensive system of competency in the operations of its machinery. ALL NEW MEMBERS ARE WELCOME